

NOTES:
 1. All dimensions and levels are to be checked on site by the Main Contractor before work commences. The Architect is to be informed immediately of any discrepancies.
 2. Do not scale this drawing, use written dimensions only.
 3. All dimensions are in millimetres unless otherwise stated.
 4. All dimensions to be varied on site.
 © Copyright of dsquare design.

Rev	Date	Notes
P01	29/07/18	ISSUED FOR PLANNING

LEGEND:

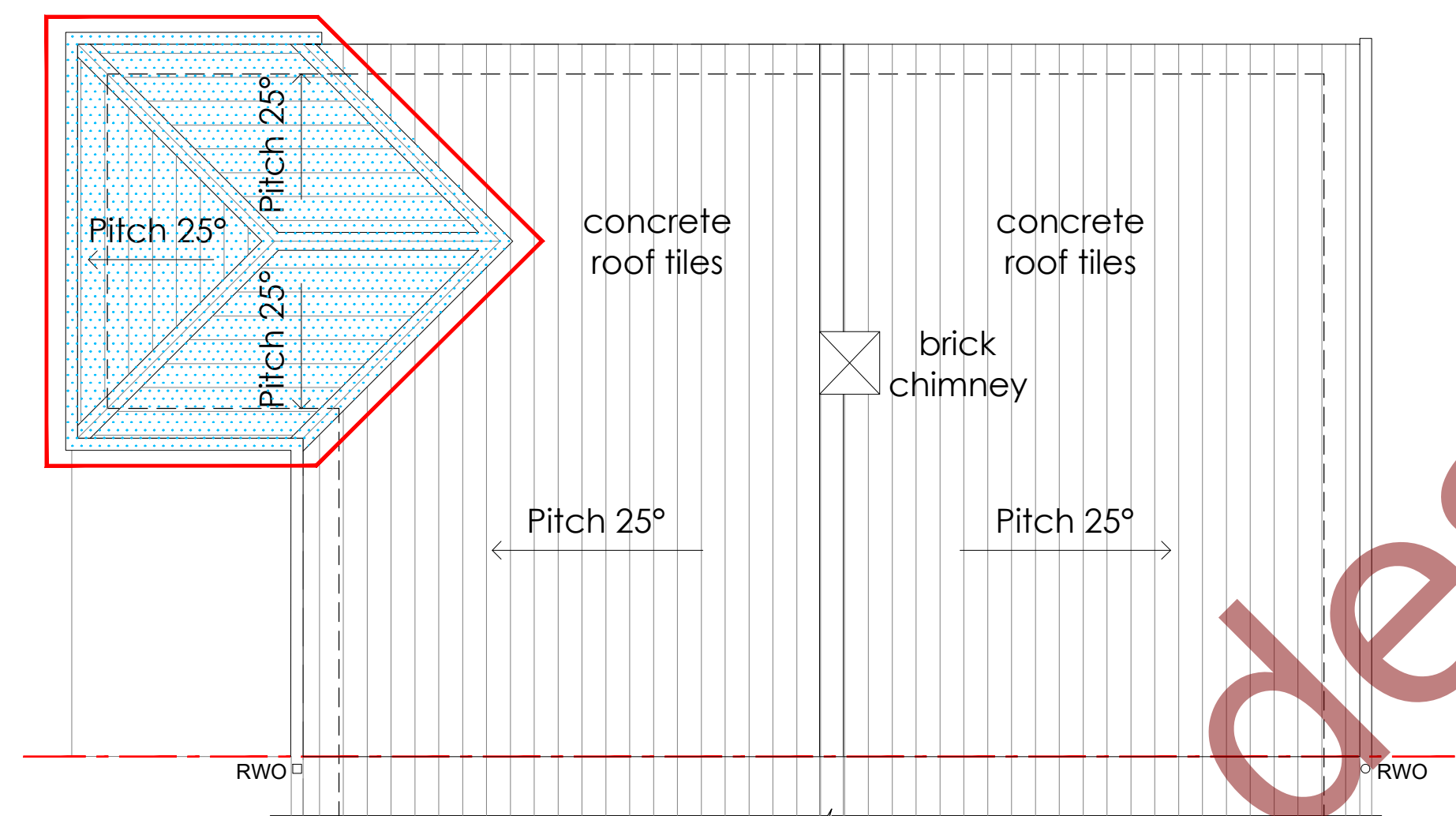
- RWP - Rain Water Down Pipe
- RWO - Rain Water Outlet
- +0.000 Levels from Datum
- WG00 New window with frosted glass at Ground floor level
- WF00 New windows at First floor level
- DG00 New doors at Ground floor level

KEY:

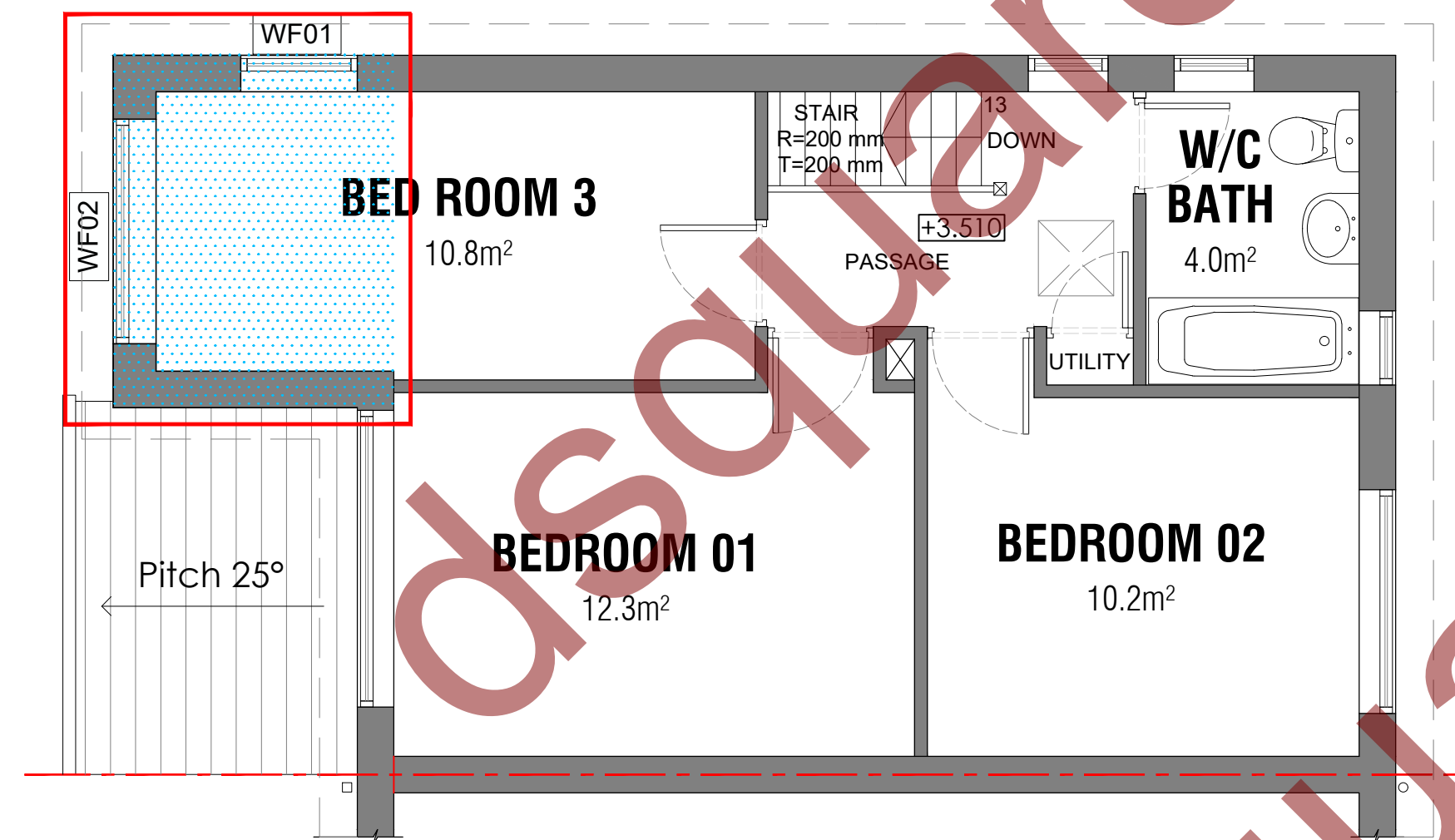
- - - Plot Boundary line
- Boundary line for subjected Planning application
- Area of Proposed new Development for subjected Planning application

AREA TABLE	
Front Extension at First Floor level	6.0 sq.m
Front External steps at Ground Floor level	8.0 sq.m
New Pitched roof at Roof level	10 sq.m

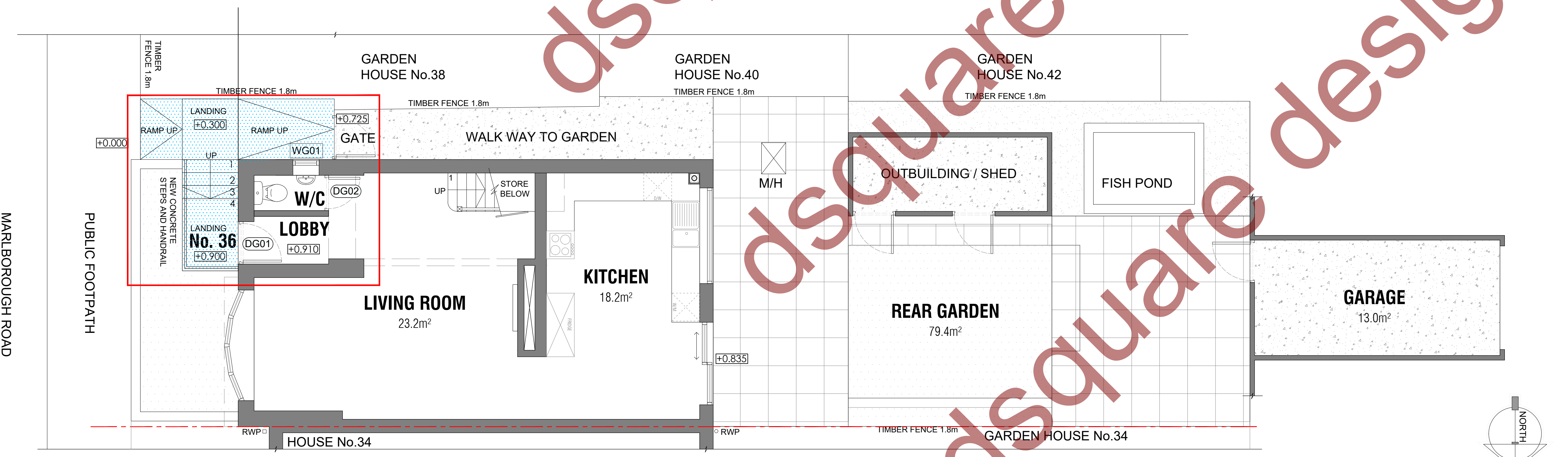
NOTE: ALL NEW EXTERNAL DOOR, WINDOWS TO BE WHITE UPVC DOUBLE GLAZED WITH SAFETY SOLAR GLASS TO OUTER PANE



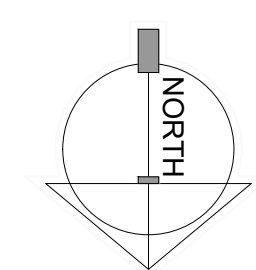
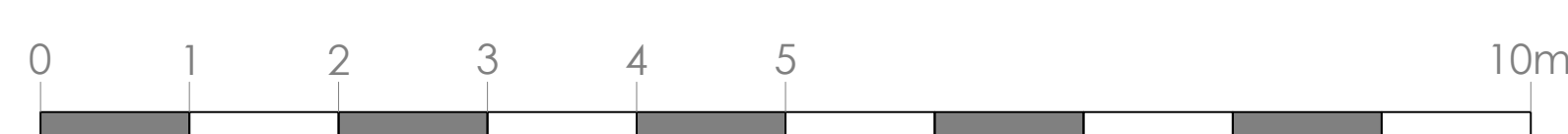
2 - ROOF PLAN



1 - FIRST FLOOR PLAN



0 - GROUND FLOOR PLAN



Status: For Planning

Project: 36, Marlborough Road, Stevenage, Herts SG2 9HN
 Client: Mr. & Mrs. Hayden

Title: Proposed Floor Plans

Scale: 1:50 at A1
 Date: 10/06/18
 Drawn by: DD

Drawing Number: 22018-102
 Revision: P01

dsquare design
 architectural drawing services

EMAIL: enquiries@dsquaredesign.co.uk
 website: www.dsquaredesign.co.uk
 Phone: 07896241005